

FYNX CAPITAL LIMITED
(Formerly Known as Rajath Finance Limited)

CIN: L65910MH1984PLC419700



Office Address - 1001 K P Aurum, Marol Maroshi Road, Andheri (E), Mumbai, Maharashtra - 400059

E-Mail: compliance@fynxcapital.com www.fynxcapital.com Contact: +91 8655900272/75

Date: May 27, 2025

To,
The Department of Corporate Services,
The BSE Ltd., 1st Floor,
Phiroze Jeejeebhoy Towers,
Dalal Street, Mumbai - 400 001,
Maharashtra, India

Script Code No: 507962

Sub: Newspaper Publication of Extract of Audited Financial Result for the Quarter and Year ended 31st March 2025.

Dear Sir/Madam,

Pursuant to Regulation 30 and 47 of SEBI (Listing Obligations and Disclosure Requirements) Regulations, 2015, We submit herewith the newspaper advertisement of Extract of Audited Financial Result for the quarter and Year ended 31st March, 2025 of FYNX CAPITAL LIMITED (Formerly Known as Rajath Finance Limited) ("Company") published in The Free Press Journal and Navshakti newspaper on May 27, 2025.

Please take the same on your records.

Yours faithfully,
FOR FYNX CAPITAL LIMITED
(Formerly Known as Rajath Finance Limited)



AKASH HIRENBHAI BHEDA
COMPANY SECRETARY & COMPLIANCE OFFICER

FYNX CAPITAL LIMITED

(Formerly Known as Rajath Finance Limited)

CIN: L65910MH1984PLC419700

Reg Ofc - 1001 K P Aarum, Marol Maroshi Road, Andheri (E), Mumbai, Maharashtra - 400059

E-Mail: compliance@fynxcapital.com www.fynxcapital.com Contact: +91 8655900272/75

Extract of Standalone Audited Financial Results for the Quarter and Year Ended 31st March 2025

(Rs in Lakhs)

Particulars	3 months ended (31/03/2025)	Preceding 3 months ended (31/12/2024)	Corresponding 3 months ended in the previous year (31/03/2024)	Year to Date figures for Period ended (31/03/2025)	Year to Date figures for Period ended (31/03/2024)
	(Audited)	(Unaudited)	(Audited)	(Audited)	(Audited)
Total Income from Operations	8.81	4.28	5.68	24.74	9.37
Net Profit/(Loss) for the period (before Tax, Exceptional and/or Extraordinary items#)	(79.68)	(44.24)	(113.59)	(240.21)	(158.94)
Net Profit/(Loss) for the period before tax (after Tax, Exceptional and/or Extraordinary items#)	(80.20)	(44.86)	(114.58)	(243.15)	(163.42)
Net Profit/(Loss) for the period after tax (after Tax, Exceptional and/or Extraordinary items#)	(92.80)	(44.79)	(79.54)	(249.11)	(125.12)
Total Comprehensive Income for the period (Comprising Profit/(Loss) for the period (after tax) and other comprehensive income (after tax))	(89.27)	(45.49)	(66.59)	(249.11)	(125.12)
Equity Share Capital	2,000.00	400.00	400.00	2,000.00	400.00
Reserves (excluding Revaluation Reserve) as shown in the Audited Balance Sheet of the previous year	(82.75)	13.57	166.36	(82.75)	166.36
Earnings Per Share (of Rs.10 /- each) (for continuing and discontinued operations)-					
1. Basic	(0.46)	(1.12)	(1.99)	(1.25)	(3.13)
2. Diluted	(0.46)	(1.12)	(1.99)	(1.25)	(3.13)

Note:

1. The above financial results have been reviewed by the Audit Committee and approved by the Board of Directors of the Company at their respective meetings held on 23/05/2025 at Mumbai.

2. This statement has been prepared in accordance with the Companies (Indian Accounting Standard) Rules, 2015 (Ind AS) prescribed under section 133 of the Companies Act, 2013 and other Indian Generally Accepted Accounting Practices and Policies to the extent applicable.

3. The above is an extract of the detailed format of Quarterly Financial Results filed with the Stock Exchanges under Regulation 33 of the SEBI (Listing Obligations and Disclosure Requirements) Regulations, 2015. The full format of Quarterly Financial Results are available on the websites of Stock Exchange(s) at www.bseindia.com and the Company's website at www.fynxcapital.com.

SATYAM SILK MILLS LIMITED

Regd Office : 82, Maker Chambers III, 215, Nariman Point, Mumbai 400021

Tel.: 022 - 2204 2554 / 2204 7164 • Fax No. : 022 - 2204 1643 • Email: satyamsilkmill@gmail.com • Website: www.satyamsilkmill.com


CIN: L17110MH2004PTC030725

EXTRACT OF STATEMENT OF AUDITED FINANCIAL RESULTS FOR THE QUARTER / YEAR ENDED 31ST MARCH, 2025

(Rs. in Lacs)

Particulars	Quarter Ended 31.03.2025 (Audited)	Quarter Ended 31.12.2024 (Unaudited)	Quarter Ended 31.03.2024 (Audited)	Year Ended 31.03.2025 (Audited)	Year Ended 31.03.2024 (Audited)
	(Audited)	(Unaudited)	(Audited)	(Audited)	(Audited)
Total Income from Operations	-	-	-	-	-
Net Profit / (loss) for the period (before tax, Exceptional and/or Extraordinary items) ordinary activities after tax	26.23	24.91	10.45	104.93	91.88
Net Profit / (loss) for the period before tax (after Exceptional and/or Extraordinary items)	26.23	24.91	10.45	104.93	91.88
Net Profit / (loss) for the period after tax (after Exceptional and/or Extraordinary items)	19.65	18.81	7.80	78.63	68.73
Total Comprehensive Income for the period (Comprising Profit/(loss) for the period (after tax) and other Comprehensive Income (after tax))	69.85	(253.96)	243.47	(161.46)	527.91
Equity Share Capital	185.13	185.13	185.13	185.13	185.13
Earnings Per Share (of Rs. 10/- each) (For continuing and discontinued operations)- Basic and Diluted	1.06	1.02	0.42	4.25	3.71

NOTE:
1) The above is an extract of the detailed format of Quarterly / year ended 31st March, 2025 Financial Results filed with the Stock Exchange under Regulation 33 of the SEBI (Listing Obligations and Disclosure Requirements) Regulation, 2015 read with SEBI circular dated 5th July, 2016. The full format of the Quarterly/ Year ended Financial Results is available on the Stock Exchange website: BSE Limited (www.bseindia.com).
2) The above were reviewed by the Audit Committee and approved by the Board of Directors at their respective meetings held on 26th May, 2025.



For Satyam Silk Mills Limited
Sd/-
Rohitkumar Mishra
Whole Time Director

Place : Mumbai
Date : 26.05.2025

SARTHAK GLOBAL LIMITED						
CIN : L99999MH1985PLC136835						
Regd. Office: 609, Floor-6, West Wing, Tulsiani Chambers, Nariman Point, Mumbai, (MH) 400021, India,						
Contact No.: 9827522189, Email: sg@sarthakglobal.com, website: www.sarthakglobal.com						
EXTRACT OF AUDITED STANDALONE FINANCIAL RESULTS FOR THE QUARTER AND YEAR ENDED 31 ST MARCH, 2025						
(Rs. in Lacs except EPS)						
Sr. No.	Particulars	Quarter Ended			Year Ended	
		31.03.2025	31.12.2024	31.03.2024	31.03.2025	31.03.2024
		(Refer Notes Below)				
		Audited	Un-audited	Audited	Audited	Audited
1.	Total Income from Operations	354.58	368.01	398.00	722.59	406.87
2.	Net Profit/ (Loss) for the period (before Tax, Exceptional and/or Extraordinary items)	13.84	-4.98	11.60	8.86	7.41
3.	Net Profit/ (Loss) for the period before tax (after Exceptional and/or Extraordinary items)	13.84	-4.98	11.60	8.86	7.41
4.	Net Profit/ (Loss) for the period after tax (after Exceptional and/or Extraordinary items)	16.22	-11.30	6.09	3.00	1.90
5.	Total Comprehensive Income for the period [Comprising Profit/(Loss) for the period (after tax) and Other Comprehensive Income (after tax)]	16.22	-11.30	6.09	3.00	1.90
6.	Equity share capital	300.00	300.00	300.00	300.00	300.00
7.	Reserves (excluding Revaluation Reserve) as shown in the Audited Balance Sheet of the previous year	-	-	-133.80	-130.81	-133.80
8.	Earnings per share (of Rs. 10/- each) (for continuing and discontinued operations)-					
	Basic:	0.54	-0.38	0.20	0.10	0.06
	Diluted:	0.54	-0.38	0.20	0.10	0.06

Notes:

1. The above Standalone Audited Financial Results for the quarter and year ended 31.03.2025 were reviewed and recommended by the Audit Committee in its meeting held on May 26, 2025 and thereafter approved and taken on record by the Board of Directors at their meeting held on same date.


2. The figures of the last quarter of the Financial Year are the balancing figures between the Audited Figures in respect of the full Financial Year and the published Audited year to date figures up to the third quarter of the respective Financial Years.

3. The Company is engaged in two businesses i.e. Trading of Commodities and Share Transfer Agent.

4. Previous period/year figures have been regrouped/recreated wherever necessary, to make them comparable with current period/year figures.

5. The above results for the quarter and year ended March 31, 2025 are available on the Bombay Stock Exchange website. (URL: www.bseindia.com/corporates), and on the Company's website (URL: http://www.sarthakglobal.com/financial-results)

6. The above Audited Standalone Financial Results have been prepared in accordance with Indian Accounting Standards (Ind-AS) as prescribed under section 133 of the Companies Act, 2013 read with the Rules made thereunder, as may be amended from time to time



For & on Behalf of Board of Directors

Sarthak Global Limited

Sd/-

Sunil Gangrade


Whole-time Director

DIN: 00169221

Date: 26.05.2025

Place: Indore

MAKERS					
Makers Laboratories Limited					
Regd. Office : 54D, Kandivli Industrial Estate, Kandivli (W), Mumbai 400 067					
CIN : L24230MH1984PLC03389					
Tel: +91 22 28688544 E-mail : investors@makerslabs.com , Website : www.makerslabs.com					
EXTRACT OF AUDITED CONSOLIDATED FINANCIAL RESULTS FOR THE QUARTER AND YEAR ENDED MARCH 31, 2025					
(Rs in Lacs)					
Sr. No.	Particulars	Quarter ended			Year ended
		31.03.2025 (Reviewed)	31.12.2024 (Reviewed)	31.03.2024 (Reviewed)	31.03.2025 (Audited)
1	Total Income from operations	3,402.37	2,856.37	2,823.67	13,263.76
2	Net Profit / (Loss) for the period (before Tax, Exceptional and/or Extraordinary items)	212.49	68.36	(38.35)	1,420.16
3	Net Profit / (Loss) for the period before tax (after Exceptional and/or Extraordinary items)	210.73	68.36	(38.35)	1,341.06
4	Net Profit / (Loss) for the period after tax (after Exceptional and/or Extraordinary items)	158.08	27.20	(96.23)	1,090.75
5	Total Comprehensive Income for the period [Comprising Profit / (Loss) for the period (after tax) and Other Comprehensive Income (after tax)]	149.85	28.60	(82.42)	1,085.41
6	Equity Share Capital	590.04	590.04	590.04	590.04
7	Reserves (excluding revaluation reserve) as shown in the Audited Balance Sheet of the previous year	-	-	-	6,460.55
8	Earnings per share of Rs 10/- each (not annualised) Basic & Diluted	(0.08)	(0.50)	(2.18)	12.70
Notes:					
1. The above is an extract of the detailed format of the Financial Results for the quarter and year ended March 31, 2025 filed with the Stock Exchange under Regulation 33 of the SEBI (Listing Obligations and Disclosure Requirements) Regulations, 2015. The full format of Financial Results for the quarter and year ended March 31, 2025 are available on stock exchange website (www.bseindia.com) and on the website of the Company (www.makerslabs.com).					
2. Additional information on Audited Standalone Financial Results is as follows:					
Sr. No.	Particulars	Quarter ended			Year ended
		31.03.2025 (Reviewed)	31.12.2024 (Reviewed)	31.03.2024 (Reviewed)	31.03.2025 (Audited)
1	Total Income from operations	972.60	1,002.29	1,160.05	5,386.81
2	Profit before Tax	(197.10)	(84.87)	(113.54)	492.86
3	Profit after Tax	(140.19)	(77.09)	(155.60)	464.11
By Order of the Board For Makers Laboratories Limited Saahil Parikh Wholetime Director & CEO (DIN 00400079)					
Place: Mumbai Date : May 26, 2025					

SIMMONDS MARSHALL LIMITED										
Regd. Office : Plot No. C-4/1, Phase II, Chakan MIDC, Bhamboi, Khed, Pune, Maharashtra 410501										
EXTRACT OF AUDITED FINANCIAL RESULTS FOR THE QUARTER AND YEAR ENDED MARCH 31, 2025										
(Rs. In Lakhs)										
PARTICULARS	Standalone					Consolidated				
	Quarter Ended		Year Ended			Quarter Ended		Year Ended		
	31 st Mar 2025	31 st Dec 2024	31 st Mar 2024	31 st Mar 2025	31 st Mar 2024	31 st Mar 2025	31 st Dec 2024	31 st Mar 2024	31 st Mar 2025	31 st Mar 2024
1 Total Income	5,057.82	4,617.58	4,460.21	19,402.88	17,810.37	5,411.63	4,931.92	4,850.06	20,838.78	19,322.75
2 Net Profit / (Loss) for the period before exceptional items and tax	291.64	131.70	65.16	895.75	208.01	290.87	131.30	65.96	898.47	211.73
3 Exceptional items	-	-	-	-	133.85	-	-	-	-	110.22
4 Net Profit / (Loss) for the period after exceptional items and tax	291.64	131.70	65.16	895.75	341.86	291.64	131.60	65.18	895.83	326.39
5 Total Comprehensive Income after Tax	257.49	113.57	108.87	807.21	353.12	257.49	113.47	108.89	807.29	337.65
6 Equity Share Capital	224.00	224.00	224.00	224.00	224.00	224.00	224.00	224.00	224.00	224.00
7 Earnings Per Share (of Rs. 2/- each)										
Basic & Diluted (in Rs.)	2.60	1.18	0.58	8.00	3.05	2.60	1.18	0.58	8.00	2.91
Notes :										
1. The above results have been reviewed by the Audit Committee and approved by the Board of Directors in its meeting held on 26 th May, 2025.										
2. The above is an extract of the detailed format of the Quarterly Financial Results filed with Stock Exchange under Regulation 33 of the SEBI (Listing Obligations and Disclosure Requirements) Regulations, 2015. The full format for the quarterly financial results is available on the stock exchange website (www.bseindia.com) and on Company's website (www.simmondsmarshall.com)										
										
					(Scan QR code above to access results on Company's Website)					
Place : Mumbai					For and on behalf of the Board of Directors					
Date : 26 th May, 2025					sd/-					
					N. S. Marshall					
					(Managing Director)					
					DIN : 00085754					

caprihans

INDIA LIMITED

CIN : L29150PN1946PLC232362

Regd. Office : 1028 Shiroli Rajgurunagar Pune 410 505

E-mail: oil@caprihansindia.com | Website : www.caprihansindia.com

Telephone : 91 21 3564 7300

EXTRACT OF AUDITED STANDALONE & CONSOLIDATED FIANCIAL RESULTS FOR THE QUARTER & YEAR ENDED MARCH 31, 2025

(Rs. in Crs)

Sr. No	Particulars	Standalone					Consolidated				
		Quarter Ended		Year Ended	Quarter Ended		Year Ended	Quarter Ended		Year Ended	
		31.03.2025 (Audited)	31.12.2024 (Unaudited)		31.03.2024 (Audited)	31.03.2025 (Audited)		31.12.2024 (Unaudited)	31.03.2024 (Audited)		31.03.2025 (Audited)
1	Total income from operations	191.23	194.55	196.04	767.56	722.12	191.23	194.55	196.04	767.56	722.12
2	Net Profit/(Loss) for the period (before tax and exceptional items)	(18.37)	(19.93)	(34.49)	(72.26)	(63.74)	(18.70)	(19.98)	(34.49)	(72.64)	(63.74)
3	Net Profit/(Loss) for the period before tax (after exceptional items)	(4.58)	(29.86)	(34.49)	(78.31)	(65.34)	(4.91)	(29.91)	(34.49)	(78.69)	(65.34)
4	Net Profit/(Loss) for the period after tax (after exceptional items)	2.70	(18.51)	(17.91)	(61.80)	(51.62)	2.37	(18.56)	(17.91)	(62.18)	(51.62)
5	Total Comprehensive Income for the period (Comprising Profit/(Loss) for the period (after tax) and Other Comprehensive Income (after tax))	2.18	(18.51)	(16.87)	(62.32)	(51.03)	1.85	(18.56)	(16.87)	(62.70)	(51.03)
6	Equity Share Capital (Face values of Reserve (excluding revaluation reserve) as shown in the Audited Balance Sheet	14.62	13.13	13.13	14.62	13.13	14.62	13.13	13.13	14.62	13.13
7	Earning per share (Face Value of Rs 10 each) (after exceptional items) Basic and Diluted (Amount in Rs.)	1.74	(14.09)	(13.64)	(46.12)	(39.31)	1.65	(14.13)	(13.64)	(46.26)	(39.31)

NOTES:

1

The above is an extract of the detailed format of results for the quarter and year ended March 31, 2025 filed with BSE Limited under Regulation 33 of the SEBI (Listing and Other Disclosure Requirements) Regulations, 2015. The full format of the quarter and year financial results are available on the Company's website (www.caprihansindia.com) and BSE website (www.bseindia.com). The same can be accessed by scanning the QR code provided alongside.

Place : Pune

Dated: May 24, 2025

FOR CAPRIHANS INDIA LIMITED

ANKITA J. KARIYA

MANAGING DIRECTOR

